




The Country Griffon Bruxellois Club of NSW Inc



The Phoenix



Summer Edition 2015



Your Club

Patrons

Tom Couchman

Jocelyn Croad

President Michelle Parker Brien

Vice President Jane Wistuba



Cover Photo - Teebo enjoying summer at the beach

Secretary Jannelle Tremenheere tremenbear@yahoo.com.au

10 Allendale St Pelaw Main

Treasurer Dave Finch

Editor Michelle Parker Brien - mbrienparker@yahoo.com

Committee

Show Committee

Ros Finch (Fund Raising and Social Secretary)	Michelle Parker Brien -Show Manager
Jane Wistuba (Rescue Officer)	Claire Parker – Show Secretary
Ashleigh Barber	Ashleigh Barber – Trophy Manager
Claire Parker	Jane Wistuba – Catering Officer
Kerrie Taylor	Dave Finch- Treasurer

Honorary Life Member

Denis Montford

The aims of the club are:

- To promote the Griffon Bruxellois and Petit Brabancon breed.
- To highlight the versatility of the breed as a loving and loyal pet, and a show and performance dog
- To promote good sportsmanship and good fellowship among members at all times
- To show respect and courtesy to all members in an atmosphere free of bullying and intimidation
- To support responsible and ethical breeding practices of Griffons
- To support and recommend testing of health issues relevant to Griffons based on genuine scientific research, both local and international.
- To provide a rescue service for Griffons
- To promote friendship and social activities among all Griffon owners
- To educate Griffon owners about grooming, training and responsible ownership
- To work in partnership with other responsible Griffon Bruxellois Clubs of Australia and internationally for the betterment of the breed



Contents

Presidents Report	4
Editors Notes.....	4
The Country Griffon Bruxellois Club of NSW	5
Griffon Corner	6
Golden Oldie	9
Overseas News.....	10
USA.....	10
Dogz on Line Point score Results	12
Griffons enjoying Summer	13
Introducing your New Griffon to your House and Family.....	15
Grooming Your Griffon	17
Part 3. Hand stripping your Rough Griffon	17
How Griffons spend their summer	22
Griffons at the Beach	23
Show Results	25
News from the Other States	25
Puppy Fix.....	26
2014-2015 Point Score Competition.....	27
Griffon Buyer Register.....	28
Easter Shows - 2015.....	29
Advertising in the Championship Show Catalogue	29
2015 Show.....	30
Donations Requested.....	31



Pillow Pet Fun

32

Membership Application/ Renewal Form

33

Liz Hollingshead's Griffon is sleeping the summer away and does not want to be disturbed

Patti and Dolly in the Garden





Presidents Report

We look forward to a busy year in 2015 with a number of events already planned for the year.

Easter, as usual, brings the hectic conglomeration of shows for those of us mad enough to be addicted to this hobby. The entire line up of shows can be seen in the newsletter.

As well we have already signed up for a club breed stand at Dogs on Show at Orchard Hills in June and The Dog Lovers Show at the Hordern Pavilion – this time to be held in August.

Our membership continues to grow as more and more Griffon lovers come and join us and as I write we now have 101 members, making us easily the largest Griffon club in NSW and I suspect the largest in Australia. This is something the committee and I are very proud of and we hope to continue providing activities, information and news that is relevant to all Griffon owners.

Our Face Book group, Griffon News, is also slowly growing in numbers and we continue to police it to ensure that it remains positive and free from the bickering and unpleasantness that affects some other groups



Editors Notes

In this issue we have our usual features along with the latest information

We also have Part 3 of our articles on Grooming, this time showing how to Hand strip your Rough Griffon for the first strip. There are some videos also in this article so that you can see just how it is done.

Our theme this issue is summer and we have a number of photos of Griffons enjoying the hotter weather. Most of the time they seem to be either sleeping or at the beach.

There are also some puppy photos of recent litters and some information on how to introduce your new Griffon to your home with a minimum of trauma.

We also have information about our own club championship show and the mad rush of shows that always occur over the Easter period. This is a busy time for those of us who have been bitten by the showing bug but we also invite other members who don't show to come along and visit the Griffons as well.

As usual I have begged, borrowed and stolen information and photos from various places. Thank you to the members who sent me photos and information and thank you also to those who allowed me to shamelessly steal from their FB pages.

Don't disturb me – I am old and I am sleeping





The Country Griffon Bruxellois Club of NSW

Agenda for

General Meeting 1st March 2015
Wollongong & District Show
Ocean Park
Shamrocks
Carrington Road
Woonoona

Open: Not before 12.00

In Attendance:

Apologies:

Treasurers Report:

Secretary- Minutes of Previous meeting

Outgoing Correspondence:

Incoming Correspondence:

Business Arising

New members:

GENERAL BUSINESS

Show Business 2015

Trophies

Catering

Ring set up

Steward

Ribbons

Ring booking

Photographer

Catalogues

Advertising in catalogues

Other Show Business



Beach buddies

Fund Raising

Fundraising at our show

Silent Auction

100 Club

Fundraising at other locations

100 Club

Other suggestions

Promoting the Breed at Breed Stands and Events

Dogs on Show June 2015 Orchard Hills

Dog Lovers Show August 2015 Sydney

Next Fun Day

Suggestions for venue and activities

Any Other Business




Dwight owned by Blake and Adam Zur, travelling in the car. "Are we home yet??"



Griffon Corner

We have some very talented people in our club and some artists with outstanding skills. **Andrew Georgiou**, who designed our very distinctive logo is part of an exhibition in Bondi opening February 18th and called **Summer Camp at Bondi Pavilion**.

Andrew said "I'm showing a new collection of works including screen prints, digital images and skateboard deck art in the fine company of some awesome artists including Scott Elk and SKULK at SUMMER CAMP @ BONDI PAVILION



Opening night will be a doozy (Feb 18 @6.30pm) so I'd love to see your handsome and oh-so pretty faces there." So if you are in or near Bondi stop by and have a look.

Rosie Hayson, in Victoria, has recently joined our club and is hoping to get a little Griffon in the near future. She is also a very talented artist.

Here is a lovely study of a Griffon head which she has painted. She has captured the Griffon expression



beautifully.

Here is a black and tan pup that Rosie has also painted with the typical cheeky expression and position.





And while still on the artistic theme, **Mr Gruff**, owned by **Marcelle Robbins**, has also featured in some artwork.

A mural painted at Bondi Beach features three dogs, including the very cool Mr Gruff, complete with sunglasses.

Here is Mr Gruff, posing in front of his own portrait, looking very pleased with himself, as well he should.



Simone Howley's Griffon, **Jaffa**, is a dedicated child care nurse. Here she is ensuring that Simone's little boy has a good night's sleep. Of course she has to demonstrate this.

Who needs a teddy when you have a Griffon to cuddle?



Andrew Georgiou's boys, **Igby**, **Ubbo** and **Elroy** are not spoilt (much) – they only have their own Star Wars toys to go with their little Ewok looks.

And while we are on the Star Wars theme, here is **Teebo**, owned by **Barry Lorne Freedman**, with some Griffon friends, in their Star War costumes





Jillian Mathieson, left her breakfast cereal for a second and when she came out all the milk had disappeared. **Mavis** - "No I didn't drink it. What makes you think I touched it? It was Henry"

The Club's Face Book Page is called **Griffon News**. We invite all members and Griffon lovers to join it. Lately the page has been featuring some historic photos of Griffons from the past 200 years. The amazing thing is how little the breed has changes in all that time

<https://www.facebook.com/groups/298220046898430/>



Face Book went into overdrive at the end of the year when a little Griffon called **Bonnie** went missing in the inner Sydney area. Apparently she had escaped from her dog walker and her owners were overseas.



Numerous sightings were recorded and our club helped by placing information on our FB page.

A number of members kept an eye out for her and shared the information.

The story had a happy ending as after several days, on 28th December she was seen at a Garden centre and was reunited with her people. A big **THANK YOU** to all our members who helped by spreading the message and looking out for her. As Griffons owners we all felt the stress and worry of a lost Griffon.

Ros Finch had a frightening encounter with a 1.2m snake when she let her dogs out to have a run. Luckily both Ros and the Griffons were safe but it was not a pleasant experience for her.





Congratulations to **Janine Brown** and her little Griffon girl, **Roxy**. They have passed all the tests and training and have now been officially accepted as part of the **Pets as Therapy** team in NSW.

With the Griffons friendly personality I know that Roxy will be a big hit and make a lot of people very happy. Janine said that Roxy is very excited to start the visits.

Golden Oldie

Our Golden Oldie in this issue is Teasel – **Ch Raweke Teasel Toadfax**, who has recently turned 10 years of age.

Teasel was bred by Jocelyn and Eddie Croad and was our first Griffon girl. She became the foundation of Balliol Griffon kennels.

She had 4 litters and free whelped the first three. The last was an elective C section as an X ray showed a breech puppy.



She was a wonderful mother but a strict disciplinarian with her babies and made them all behave for her.

She produced three champion children and has champion grandchildren.

Teasel with her 3 Champion children

One of her sons now live in the Channel Islands as he moved overseas with is family when they left Australia to live in Jersey.

Teasel's jetsetting son Ned who lives in Jersey

However Teasel's most important role is that of the number one girl in the family. She is very much the boss and none of the other dogs would ever dream of challenging her. She doesn't need to do anything – she just gives them "the look" and they walk away apologising as they go.

She decided long ago that she really belongs to my mother Shirley Brien, who lives next door, and she spends all day with her, only coming home at night time to supervise the rest of the of the family.

She is still very fit and active and we hope she will continue into a ripe old age.





Overseas News

USA

Smooth Griffon, **GCH. Fist Face A Penny For Your Thoughts** handled by Paul Catterson won Back-to-Back Best in Shows at Land O' Lakes Kennel Club in St. Paul Minnesota.

This is hard for any Griffon and even harder for a smooth bitch.

The American Brussels Griffon Association (ABGA) is producing a Cookbook for the first time to raise funds for their rescue services. Rescue is a big need in the USA as puppy Mills are legal and people can get a licence for 600 dogs or more. You can imagine the conditions the dogs are kept in and the Amish people are among the worst.

The ABGA has collected recipes from Griffon people all around the world.

The ABGA COOKBOOKS will be \$25.00(US) and available at their Griffon National in March this year. They will be taking orders and after the National will be mailed out. If you are interested you can contact Donna M. Vartanian on Face Book. Information is also on the club FB page – Griffon News

UK

Summary of 2014 Griffon show results

In the UK they have a limited number of Championship shows and do not award Challenges at all of the shows. The number of challenges on offer per breed depends on the overall breed numbers.

(For non –show people a challenge is the name of the award given to the dog and bitch who are the winners in the breed. In the UK a dog needs 3 Challenges (CC's) to become a champion.)



In 2014 there were 20 sets of CCs on offer for Griffons during the year and they were spread out among a number of Griffons.

Eng Ch Millbone Gingerbread

Dogs

There were four dogs who won 3 CCs each.

They were;

- **Ch Millbone Gingerbread** - Jill Lee, Lynda Cooper and Steven Seymour's
- **Eng Ch Topmead Jack the Lad** - Ann Mead

Ch Topmead Jack the Lad

- **Eng Ch Jet's Smart Single N Stunning** - Espen Engh, Age Gjetnes & David Guy

Eng Ch Jet's Smart Single N Stunning





- **Beauview Guns N Roses**- Craig Farrell and Kim Roberts
Beauview Guns N Roses

There were eight dogs who won one CC each.

They were;

- Multi Champion Shevilan Dunkin Donut -Mrs Z Drobysheva
- Ch, Ir Ch & Int Ch Santarra Swing to Cilleine - Derek Moore and Jenni Connery's
- Ch Marquant The Heart Throb - Alison Price's
- Bonsoir Corsarey Casch –
- Grajenco Klass Act at Calanru - Ms I Kupcikova's Carol and Ken Mackenzie
- Menwinnion Sunburst- Morwenna Marshall
- Ch Balthazar Devil in Disguise- Michelle Swinge
- Foxfly Russel Griffon -Mark Sturme



Bitches

In the bitch challenges the results were spread more widely.

- **Ch and Ir Ch Marquant in Your Dreams** -Alison Price was the leading bitch with 4 CCs.
Ch and Ir Ch Marquant in Your Dreams

There were two bitches who won 3 CCs;

- **Ch Aprick Jubilee Star at Krandon** - Phil Woolford
- **Ch Donzeata Royal Jewel** - David Guy

Two bitches won 2 Cs;

- Ch Donzeata Royal Gem -David Guy
- Catdanse Minnie the Mnx at Fennymore - Mary Ann

Mercer

Six bitches won 1 CC each:

- Ch Balthazar Roxanne-
- Balthazar Angel Eyes-Michelle Swinge
- Ir Ch Vanity Fair Corsairey Casch -Lionel Prouve and Tony Moran
- Menwinnion Sunbeam - Morwenna Marshall
- Marquant Sweet Dreams- Ffion Price

Top Griffon in Dog World's annual competition of Top Dog was Alison Price's **Ch Marquant In Your Dreams**.

Crufts 2015 will be held from the 5-8th of March. The Griffon entries for David Guy (Donzeata) are, 48 dogs, 53 bitches making a total 101.

David Guy with one of his Griffons

The **Griffon Bruxellois Club** will hold its next championship show on Sunday 12 April 2015. The judge will be Peter Green from the USA. Peter was originally from Wales before moving to the USA where he has risen to become one of their most respected judges. He has a long association with the Griffon breed and his judging should be very interesting



Dogz on Line Point score Results



Dogz on Line run a national, hotly contested point score competition each year which adds a bit of fun and interest to the usual dog showing routine.

There is a Best of Breed competition for adults in the breed, a Rising Star competition for pups under 18 months and a Show Dog competition for Dogs who beat other breeds in the Best in Show and Best in Group competition

Our club members did exceptionally well in this Australia wide competition.

Kerry and Emily Bell's boy CH Tzani Tigger Brat Bunny, bred by Diana Norman and Tim Mills, was the Griffon winner in the National Rising Star competition.

Emily Bell and CH Tzani Tigger Brat Bunny

Other Rising Star results were:



Terri & Grant Odells girl Ch Nagpuni Midnight Mischief - winner of the NSW competition

Diana Norman & Tim Mills girl Ch Griffonsberg Miss Georgia (bred by I & L Mitchell) was the winner in the Queensland competition.

In both the Show Dog competition and the Best of Breed competition Gr Ch Balliol Gellert Grindalwald owned by J Tremenheere & M Parker Brien and bred by Michelle Parker Brien was No 2 in the National Competition and 1st in NSW

Gr Ch Balliol Gellert Grindalwald

National Results

The following members were top placegetters in this national competition

Show Dog of the Year

No 2 [Aust Gr Ch Balliol Gellert Grindlewald](#) (Jannelle Tremenheere & Michelle Parker-Brien) ([671](#))

No 4 [Aust Ch Cricklewood Night Of Magic In Paris \(Imp NZ\)](#) (Miss A Barber & Ms M Parker-Brien) ([425](#))



Aust Ch Cricklewood Night Of Magic In Paris

No 5 [Aust Ch Tzani Rhoda Dendron](#) (K Bell) ([215](#))

No 7 [Aust Ch Troubadour Pricklepants](#) (Stewart/Norman) ([129](#))

No 8 UK & Aust Ch Donzeata Royal Tweed (Imp UK) (Tim Mills & Diana Norman) ([118](#))

No 9 [Aust Ch Raweke Apple Cider](#) (J Wistuba & M Parker Brien) ([104](#))

No 10 [Griffonsburg Miss Georgia](#) (Diana Norman & Tim Mills) ([61](#))

The Best of Breed Competition

No 2 [Aust Gr Ch Balliol Gellert Grindlewald](#) (Jannelle Tremenheere & Michelle Parker-Brien) ([353](#))

No 3 [Aust Ch Troubadour Pricklepants](#) (Stewart/Norman) ([310](#))



No 4 [Aust Ch Tzani Rhoda Dendron](#) (K Bell) (286)

No 6 [Aust Ch Nagpuni Midnight Mischief](#) (Terri Odell) (256)

No 7 [Aust Ch Cricklewood Night Of Magic In Paris \(Imp NZ\)](#) (Miss A Barber & Ms M Parker-Brien) (215)

No 8 [Aust Ch Tzani Tigger Brat Bunny](#) (K Bell) (193)

No 9 [Griffonsburg Miss Georgia](#) (Diana Norman & Tim Mills) (171)

Rising Star Competition

No 1 [Aust Ch Tzani Tigger Brat Bunny](#) (K Bell) (465)

No 2 [Griffonsburg Miss Georgia](#) (Diana Norman & Tim Mills) (430)

No 4 [Aust Ch Nagpuni Midnight Mischief](#) (Terri Odell) (335)

No 5 [Tzani Vanderquack](#) (Diana Norman & Tim Mills) (205)

No 6 Aust Ch Balliol Jinny Juniper (Mrs M Parker-Brien) (190)

No 7 Balliol Impish Incantation (M Parker Brien) (175)

No 8 [Aust Ch Tzani Rhoda Dendron](#) (K Bell) (160)

No 9 Raweke Toffee Truffle (Shane Thomas) (150)



Aust Ch Nagpuni Midnight Mischief

The full results of this competition with photos of all the winners can be seen on the club website.
The link is shown below

<http://oz.dogs.net.au/griffons/outstanding-results-2014.asp>

Griffons enjoying Summer



Mavis and Henry visited the relatives and played with the Winston the Basenji

Teebo and Lucas off for a swim



And after the swim Teebo curled up in a ball and slept



Socializing Your Dog


...refers to providing him with **POSITIVE** experiences with **NEW THINGS**. The best way to make sure your dog has great experiences is to include things he loves (like food or toys)

new people

Let your dog approach **at his own pace**, if and when he wants to.



Associate new people with wonderful things.



Make sure puppies are gently & positively exposed to different people.



Visit parking lots and other busy places just to watch the people, animals, vehicles, etc. and feed your dog treats.



other animals

Always check that the other animal is friendly & tolerant of dogs before you let your dog approach.



Teach your dog how to act politely around other animals by rewarding him for good behavior. Redirect him if he's pushy or overly excited.



If your adult dog doesn't want to play with unfamiliar dogs, that's okay. Adult people don't want to play with every other person we meet either!



new things & environments

To prevent **noise phobia** (eg, fear of thunder), feed your dog a tiny treat every time the noise happens.



Take rides in a boat, train car, or elevator.



Visit the vet & groomer's just for treats and petting.



Teach your dog to enjoy wearing a muzzle by making it into a "treat basket"




Remember: **EXPOSURE** alone isn't socialization!

If your dog isn't having a great time, you could do more harm than good. Dogs don't just "get over" issues by themselves, so if your dog is shy, worried, or overly excited, leave the situation and work with a professional who can help both of you. If your dog is having a blast and is happy and comfortable, you're doing a great job of socializing him!

Words by Sara Reusche www.paws4u.com Drawings by Lili Chin www.doggiedrawings.net





Introducing your New Griffon to your House and Family

We have recently had a number of new members who either have a new Griffon joining their family or are hoping to get one in the near future.

So what should you do to ensure that your Griffon settles in to the new home.

These steps apply to a Griffon (and any other dog) of any age.

1. ***Put yourself in the mind of the dog.*** It may be very exciting for you to finally have the lovely little Griffon that you have waited so long for but it may not be so exciting for the Griffon. Just remember your new Griffon has left a home where it has felt safe and secure, it may have had a long trip to get to your home. In some cases it may have been put on a plane and had a long, noisy and scary flight.
2. ***Don't do too much too soon.*** Think Griffon. Don't shriek, yell or overwhelm the Griffon with expressions of joy. Don't invite all your family, relatives and friends to see the dog. Don't think – "Now I can finally take my dog for a walk" and rush out to the nearest dog park. Remember your little dog has been through a confusing and possibly frightening experience.
3. ***Give it time and space to adjust.*** Talk to the Griffon quietly. Let him explore the house and garden in its own time. Watch, but do not crowd it. If he looks at you say something friendly, happy and reassuring but do not overwhelm him.
4. ***Show it where it is to go to the toilet.*** Then let him potter about. If he goes then praise but don't make a fuss.
5. ***Have a quiet place set aside with a bed and a pen where the Griffon can feel safe.*** Do not expect your new Griffon to automatically fit in as part of the family the minute he arrives in your house. It is a new, strange and bewildering environment full of strange people, different smells and unfamiliar furniture. It is all very confusing. All dogs need a space where they can rest and have some time out. A pen with a comfy bed, where he can feel safe but still see you is ideal. Feed him in there and if he looks tired or confused or just a bit overwhelmed by it all then give him a break in there. It is also useful if you are busy and can't watch the Griffon (such as cooking or feeding children).
6. ***Watch your Children.*** If you have young children then you need to supervise closely. Do not let them rush at the Griffon or shout or squeal. They will be excited but do not let them grab at the Griffon or treat him like a toy. If the children frighten the Griffon at this stage then he may be afraid of them for a long time. Before you get the Griffon tell your children how they





are to behave. Make them sit quietly. Teach them to pat the Griffon from under the chin. Teach them not to pat from above the head. When the Griffon arrives have them sit quietly and gently place the Griffon on their lap. Never let them chase the Griffon

Time Frame for letting the new dog adjust to your Home.


Week 1- Do not do very much with the Griffon in the first week.

- Take it easy and let the dog get to know you.
- Start to establish routines, like where and when he is fed. Where he has to go when he needs to toilet etc.
- If you have changed his name, use the new name as often as possible so he gets to know it.
- Play with him gently and make all experiences interacting with you pleasant ones. This first week is crucial in building the dogs trust in you.

Week 2 - Start to take the Griffon out to experience new things. If you did all the right things in the first week then the Griffon will be starting to feel confident with you and will be starting to learn that you are someone who can be trusted and relied on. Now is the time to take the dog out of the house.

- Start to go for short walks around the neighbourhood. Be mindful of where the dog has come from. For example- If you got the Griffon from a quiet area then do not begin by walking him near heavy traffic. Walk him in a quiet area and then as his confidence grows walk in more heavily trafficked areas.
- Take the Griffon out to meet friends – other people's homes, cafes etc so that he starts to learn that it is interesting to go places with you.

Happy Griffon at a Cafe



Common Mistakes

- Playing too boisterously with the dog before he has learned to trust you- rough play can seem to be intimidating – let the dog decide how energetic the play is to be. Just because you played in a certain way with a previous dog does not mean your new dog will be comfortable with it
- Taking the dog out too soon. If the dog has a scary experience at this time then it will slow down the trust you are building. If for instance you are at a dog park and another dog lunges at him his memory will be that you have exposed him to an unpleasant experience.

- Not supervising children properly and allowing them to treat the dog as a toy.

Week Three- Expand on the things you are doing. At this stage you will be guided by the Griffon's reactions to things. If he is happy and confident then you can take him out with you, play more boisterously with him etc. If he is unsure then you need to take it slowly but if you have handled everything with care and close observation of the Griffons reactions you should by this time be able to treat the Griffon as a long term family member.

By taking your time and letting the Griffon adjust you will have a happy and loving companion who will be a joy to live with.

Happy Griffon in Park





Grooming Your Griffon

Part 3. Hand stripping your Rough Griffon

What is Hand Stripping?

Hand stripping is the term used to describe the process of gently pulling out the dead hair in the Griffon's coat by hand. The rough Griffon does not shed coat. When the coat dies it stays in and if left can cause skin irritations. The dead coat needs to be pulled out so that health new hair can grow through.



A rough Griffon head that has been hand stripped



the dogs back

Why Hand strip instead of clipping?

The rough Griffon has a double coat. When it is clipped the top coat is cut off and the undercoat is left. The undercoat is usually softer and paler so clipping over a long period of time will lead to a softer paler coat. This is acceptable for pet dogs but for show dogs the coat is expected to be harsh with a coarse top coat. Regular hand stripping leads to a deeper richer colour. This is especially obvious in red Griffons.


A Griffon who has been hand stripped. See short coarse texture of the coat on

Does it hurt the dog?

If the dog is hand stripped properly it will not hurt the dog. This is because you are only pulling out dead hair. If the dog is hurt then the stripping has not been done properly. Some dogs fall asleep while they are being stripped.

Tools you need to Hand Strip

- A comb with fine and coarse teeth
- Thinning Scissors with teeth on one side only. The teeth should be as fine as possible
- A stripping knife. (this one is a 3 way stripping knife by Greyhound and is the most versatile)
- Thumb stalls to help grip the coat
- A Grooming block (coarse pumice stone)
- Some people also like to use 'finger condoms' which help grip the coat as well.





To Begin

1. Never strip a clean coat as the hair is slippery and does not grip as well. It is better to strip a dirty coat and wash after the strip.
2. Place the dog on a table which is about waist high. Comb the hair on the dog into place, making sure there are no knots or tangles. Pay special attention to under the arm pits, the legs and the beard


Hairy Griffon on table prior to stripping



3. Then comb the hair in the opposite direction to see the longer hairs stand up from the body. It is these longer hairs that you will pull out. (In this photo you can see the longer wispy hairs on the dogs leg)

To Strip the Dog -The First Strip

The strip being shown here is called a **rolling strip** and if



this strip is done regularly 2-3 times a week then the dog will always have a rich coloured coat and will always be able to be shown. The strip shown is the first strip when all the hair has to be taken out. You can also do this strip with puppies. Once you have done the initial strip, you can maintain it regularly and start to shape the coat to show the dog's best features for showing.

The head and nose roll can be stripped and trimmed first. This can be seen in detail in Article One. When stripping the head the hair should never be pulled out below the level of the eyes

1. Gently pinch up the

skin to lift the hair and pull the wispy hairs out from the tips. ALWAYS pull in the direction of the hair growth. It is essential that you only pull the hair by the tip as this way you will get the dead hair. If you pull by the roots you will hurt the dog by pulling out new hair.

You can see in this photo how the groomer has spread the hairs and is only taking a small amount at a time. In this photo the groomer is wearing 'finger condoms' to help grip the coat.



<http://youtu.be/oZKQPcE50-E>

This video shows the coat being pulled. Note that the groomer is gently pinching the skin up to make it easier to grip the hair. You can also see how the hair is pulled by the tips and how the groomer constantly pushes the hair up in the opposite direction to see the loose hairs. Note also the relaxed dog who is calm and not at all bothered by the process

2. Never pull a clump of hair as it can hurt the dog. Always spread the hair before you pull it.

3. If the hair is ready to come it will come out easily with very little pressure. If it does not come out easily it will be because:

- a. *The hair is not ready to come*
 - b. *You have taken too big a clump of hair*
 - c. *You are pulling the hair too close to the root and need to go to the tips*
4. Continue to comb and then pull the wispy hairs. This Griffon has an easy coat to strip and the wispy hairs can be seen easily. If the dog has a softer coat then they may be a little harder to see and you will have to keep repeating the comb process where you comb against the hair to lift the dead hairs.



5. Go all over the body evenly pulling out the longer wispy hairs by the tips, always pulling in the direction of the hair growth. This photo shows the leg hair being pulled.

As can be seen the hair is being pulled from the tip in the direction of its growth.


6. Here is the chest hair being pulled, again in the direction of the growth. As can be seen in the photo the dog is quite relaxed and enjoying the fuss. The stripping is not hurting her at all. You need to continue to pull the hair out all over the body so that the hair is even. You do not need to pull the hair on the belly or back of the legs near the genitals as that can be painful. I prefer to use thinning scissors in these areas



When you have gone over the whole body evenly you should have a smooth even coat underneath

with the new hairs coming through. Here you can see the coat half stripped. There are still some longer wispy hairs on the shoulder but the body coat on the back is now even and shorter.

7. If you look closely you can see the lighter coloured hairs that still need pulling. If the dog (or you) are getting tired, this is a good time to stop and come back to it at another time



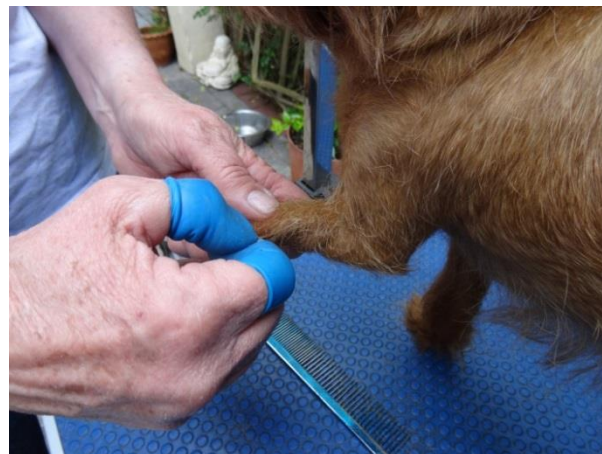
8. Here the block is being used as a type of 'sandpaper'. It is being gently rubbed down the back in the direction of the hair growth. Doing this takes some of the untidy short wispy hairs out that are a little more difficult to pull

and it is a good way to finish a grooming session just to tidy the coat up a little more

<http://youtu.be/OPvz3tC7HKA>

This video shows how to use the block on the coat and it shows the loose top coat coming out.

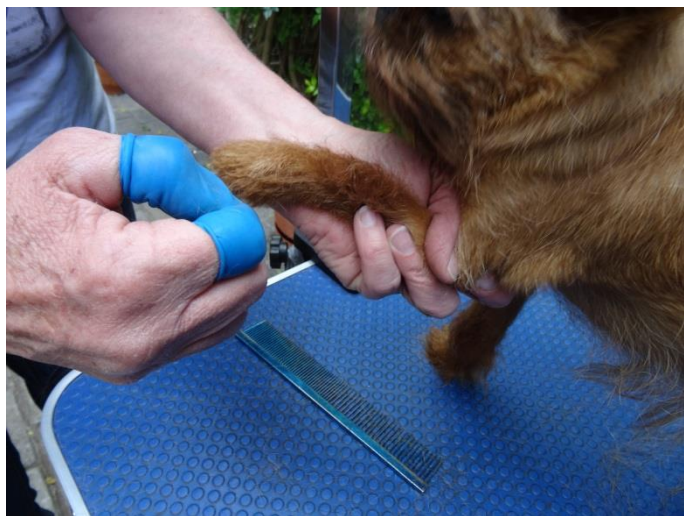
9. When you have taken all the wispy and longer hairs from the body then you need to do the legs. The legs should not be as short as the body. Use the same combing process as with the body and pull the longer hairs out from the front, the sides and the back. It is better to take too little than too much



10. As you can see here as the longer hairs come out the shorter darker hairs can be seen underneath. If the dog fidgets hold the leg by the elbow as can be seen here. Be gentle but firm.

http://youtu.be/_wT66WPcz9o

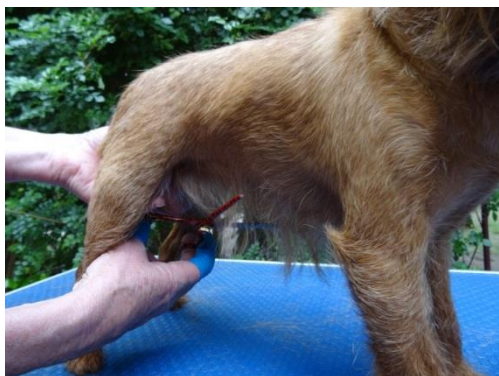
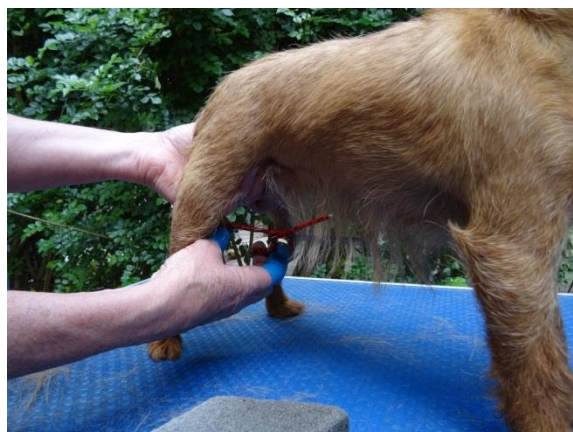
11. When you have pulled the hair out evenly all over the body you can scissor the belly. You need to use the thinning scissors that were illustrated at the top of this article. They need to be single sided and the teeth should be as fine as possible. To trim the belly you need to stand the dog in a four square



position. If it is a show dog you need to get it as close to a stack position as possible. Comb the belly hair down and then using the thinning scissors trim the hair just below the chest. The Griffon should not have a lot of fringe and you would only leave hair there if the chest is shallow. The coat and chest should be just above the level of the elbow. Trim the hair up in an angle with the deepest part behind the elbows


and the line of hair going up towards the thighs. Trim one side first and then trim the

other side, combing the hair down well between each trim. If trimming a male be very careful not to cut the penis sheath but you should cut any straggly hairs off that may be on the penis sheath. *The video link below shows how to scissor the belly area* <http://youtu.be/N58cNhXJg3A>



12. When trimming the male around the penis sheath you need to be eye level with the belly line. The hair in front of the penis on the belly needs to be trimmed so that it is very short and cannot be urinated on.


13. When trimming you need to hold the penis sheath out of the way so that it does not get cut. When trimming the ends you have to hold it very still and trim any extra hairs off for hygiene and tidiness.
14. After the belly has been trimmed you need to trim the bottom and tail. See Article Two for details on this trimming.
15. Your next trim is the feet. The feet should look small and round so there should be no long hairs. For the feet you need sharp plain bladed scissors- not thinning scissors. The ones pictured here are blunt



tipped which means they can also be used for the nose area.



16. The two photos below show the foot being trimmed around the edge to tidy it up.



17. When you have trimmed around the edges of the foot you then need to



trim underneath the foot to cut any long hair that is growing between the pads. The hair should be cut back level with the pads. This is not only more comfortable for the dog but it stops the dog picking up burrs or grit or sand between the toes and also makes it less likely to walk in mud or wet feet

18. The final touch is to tidy up the beard. Once again comb the hair down. The idea is for the Griffon head to look round so if the beard is too long in the middle or if it is straggly or scruffy then it can be lightly trimmed with thinning scissors to tidy it up. It is important not to over trim the beard, it should still look natural. The purpose of the trimming is just to tidy it and even it out





The Final Result.

Before

From this hairy little gremlin

To AFTER

This tidy and neat Griffon girl



Thank you to our beautiful Griffon model, Bling, who posed for most the photos and to Diablo who posed for male belly trim photos.

This article and others can also be seen on the club website at the link below

<http://oz.dogs.net.au/griffons/ggrooming-your-griffon.asp>




How Griffons spend their summer

Cherie and Lester Fyson's Griffon Zanzee, spends the summer hanging out with her best friend Bro the Pug


Rachel Newell's boy, Lupin, likes to sleep away the long hot summer days

And Patti Cake says it is all a bit of a yawn





Zealand. Note the clothes for summer at the beach!!!



And after the beach it is home again to rest- and pester the Poodle with Griffy kisses

Griffons at the Beach

In New Zealand -Jocelyn Walker's Griffons love playing at the beach with their Poodle and Staffy friends. Jocelyn lives in Dunedin, very far south on the South Island of New



Buster says that he has had a swim and now can't do a thing with his hair

Meanwhile on the north island of New Zealand **Sandie and Fern Feaver** have also been to the beach with the Griffons – where the weather looks to be a bit warmer.






And back in Australia....



Andrew Georgiou's Griffon boys have been spending summer at the beach as well, travelling in style in a bicycle built for two.


A bunch of little Bondi hipsters.



Adam and Blake Zur's boy, **Dwight** is Mr Cool- just because he is



While in Newcastle **Neville**, owned by **Ashleigh Barber** shows the Pointers to bodysurf



And **Percy**, owned by **Adrian Reed and Jess Fouard**, just likes to swim





Show Results


With the hot summer weather there have not been many Griffons being shown at the moment. Most exhibitors take a bit of a break over summer and only show at their local shows to try and avoid the heat. However in the last 2 weeks there have been some successes in the ring.

Ch Cricklewood Night of Magic in Paris (Neville)

Open in Group -February 1st Tuggarah Lakes AB show

Best In Group – 7th February Armidale KC

Best In Group- 8th February Armidale KC



Gr Ch Balliol Gellert Grindalwald (Dumbledore)

Open In Group - 31st January Tuggarah Lakes ANKC

Aust Bred in Group – Armidale KC 8th February

News from the Other States



The Griffon Club
of Queensland

The Griffon Club of Queensland had there AGM on 31st January and saw almost a complete change of Executive and Committee.

The new leadership team is:

Executive

President – Shane Thomas

Secretary – Jocelyn Croad

Vice President – Ted Ellis.

Treasurer – Lis Hollingshead

Committee

Newsletter Editor- Vicky Spacciatore

Web Editor- Liz Hollingshead

Susan Ward,

Lisa Carpenter,

Lysander Hooper,

Burt and Karen Schroder

Show Committee

Show Secretary- Jocelyn Croad

Trophy Steward – Pat Roeloffs

We wish then every success in their new roles



The Griffon Bruxellois Club of Victoria

The Victorian club is having an additional Championship show this year on Sunday March 29th. at The Calabrian Club, Bulla commencing at 8.30 am.

The Judge Mrs Lorene Vickers- Smith from the USA.

She is a Pug breeder who has also had experience with Griffons

Unfortunately it is the day after our own club's championship show so it will be difficult for many people to attend both shows.

The show is on line and can be seen on the <http://dogalogues.com.au/> website .



Here is **Trevor**, who is 10 weeks old, bred by **Carolyn and Kait Elder**. **Ashleigh Barber** is very excited that he will be joining her to be shown. Carolyn will also be showing one of his sisters and they look to be exciting pups.

Puppy Fix

For those who like to see some puppy photos here are some just for you. These photos are from litters that have been born since the last newsletter

Sandie Feaver discovered a strange new Griffon in her puppy pen. This one was ginger and said meow!! The Griffon pup thought Puss made a wonderful playmate.



Maggie with her babies at 14 days old

Liz

Hollingshead

is in for a busy time. Maggie had 2 pups just 2 week s ago and her other Griffon Girl Kiwi had one big boy yesterday.



Kiwi baby boy at one day old



And **Jocelyn Croad** and **Shane Thomas** welcomed a litter of 4 pups from **Tiggy**. Here they are as new born pups



2014-2015 Point Score Competition

We have had one more point score show since the last issue. That was the CNCC show held at Hillsborough in Newcastle on January 17th - our first show for 2015. Our entry was slightly down with only 13 Griffons entered. This is not surprising as many people do not show in the hot months – and the day was hot so the cool coats and cool mats were out to keep the Griffons cool.

Best of Breed was **Gr Ch Balliol Gellert Grindalwald**. He was shortlisted for Best in Group but the judge kept the dogs in the sun for a long period of time and he started to feel the heat and didn't give his best. Not a smart thing for a judge to do with a brachycephalic breed on a hot day.



Bitch Challenge and Runner Up Best of Breed was **Raweke Toffee Truffle**. This win gave her enough points for her Championship so it was a nice win for her. Both winners were shown by Jannelle Tremeneheere so she had a good day at the show.



Reserve Challenge Dog was **Ch Cricklewood Night of Magic in Paris** handled by Ashleigh Barber.



Reserve Bitch Challenge went to **Ch Balliol Jinny Juniper**, also handled by Ashleigh Barber.



Best Neuter and Neuter Bitch certificate was **Ch Rosndae Charlies Angel**, with Ros Finch.

The next point score shows are

- 1 March 2015 Wollongong ABKC Sunday. Entries close February 2015 and are on Easy Dog.
- 3rd May 2015- Albion Park Show.

At the present time the Point Score Top Positions are:

The Top 10

1.	Ch Balliol Gellert Grindalwald	59
2.	Ch Balliol Gertie Giggles	39
3.	Raweke Toffee Truffle	27
4.	Ch / Neut Ch Balliol Fezzwig Fever	26
5.	Ch Rosndae Charlies Angel	25
6.	Ch Cricklewood Night of Magic in Paris	23
6.	Rosndae Upper Crust	23
7.	Ch Raweke Bunt Bear	22
8.	Ch Raweke Apple Cider	19
9.	Balliol Impish Incantation	17
10.	Ch Tzani Tigger Brat Bunny	15

Griffon Buyer Register

Because of the amount of interest in Griffons and the number of people who would like to have a Griffon join their family, our club has now established a Griffon Buyer Register which will help people obtain a Griffon, either a puppy or an older dog.



This rules and requirement of this register and the forms to be completed can be seen on our club website at the link

<http://oz.dogs.net.au/griffons/puppy-registar.asp>.

We are a very large club and most of the Griffon breeders in NSW are members of our club. We also have members who are breeders in Victoria, Queensland and New Zealand.



Our members also all follow a Code of Ethics and do all they can to breed healthy well socialised Griffons so that you have the best chance of getting a healthy and happy new family member

If you are interested in getting a Griffon please have a look at our register and complete the forms which can be downloaded there and we will do everything we can to help you get your new Griffon friend and companion.




Easter Shows - 2015

The Easter period will once more see a great opportunity to show our Griffons at specialty shows.

- The Easter extravaganza starts with our own **Club Championship show on Saturday March 28th**. The details can be seen on the next page. Entries still open and Oz entries is available.

Once again we will have our usual fabulous Trophy table and we look forward to welcoming exhibitors and visitors to Newcastle.

- The next show is the following day. **The 4 P's Toy Dog Club** show at Orchard Hills on **Sunday March 29th**. Entries are still open and can be seen on Oz entries at the following link <http://www.ozentries.com.au/schedule/03154ps.pdf>
- **Sydney Royal** is next and Griffons will be judged on **Thursday 2nd April 2015**. Entries closed. The Griffon judge will be MRS SUMIKO IKEDA (JAPAN). If you are planning on visiting the Royal Easter Show try to come along on 2nd April and say hello to the Griffon exhibitors.
- This is followed by **The Flat Face Toy Dog and Tibetan Spaniel** show on **4th April** also at Orchard Hills. Entries are still open and are available on Oz entries at the following link <http://www.ozentries.com.au/schedule/0415dachflat.pdf>



Advertising in the Championship Show Catalogue

Once again we will be having advertisements in our Championship show catalogue.


The cost will be a mere \$10 per page.

Everyone is welcome to have a full page advertisement. You do not have to have a show dog. If you have a much loved pet then you can still put in a photo of your dog with a message of your choice.

If you wish to have your advertisement designed by the cataloguer then you need to send the photo and the information to The Show Secretary at lafoliepbgv@yahoo.com.au.

Or you can design your own page and email it to the show secretary.

All ads must be in by closing date of entries – 18th March.



Here are some sample advertisements that have been in previous catalogues as an example





The Country Griffon Bruxellois Club of NSW Inc.



2015 Show

Entries on Oz Entries

Entries Close 18 March 2015

COUNTRY GRIFFON BRUXELLOIS CLUB OF NSW

CHAMPIONSHIP SHOW

CNCC DOG COMPLEX, HILLSBOROUGH RD, HILLSBOROUGH

SATURDAY 28 MARCH 2015

Classes to be judged: 1, 2, 3, 4, 5, 10, 11 & 18 (dogs & bitches),

Veterans & Property Classes

Entries to: The Country Griffon Bruxellois Club of NSW, 2/3 Abbott St,

Coogee 2034 Ph & Extreme Weather Ph 0459 169 096

Cheques made payable to: The Country Griffon Bruxellois Club of NSW

JUDGE

Mr T Couchman (NSW)

Griffon Bruxellois

Order of Judging Normal classes followed by General Specials then

Property classes

Judging Commences 10.00 am

Dogs NSW Representative Mrs K Minns

Entry Fees Members: \$20.00 1st (includes Catalogue), \$10.00

subsequent, Non Members: \$30.00 1st (includes Catalogue), \$20.00

subsequent , Property classes \$5.00

Catalogues \$10.00 Included in first entry

Refreshments Available

Camping Available

PRIZES

General Specials Trophy & Sash





Donations Requested

We are not a wealthy club and we keep our membership fees very low so that it is easy for members to join the club. Because of this we do not have a large bank account when it comes to running our shows. We therefore would like to invite members to donate towards a trophy for our upcoming Championship show.

All donations will be acknowledged in the show catalogue. Below is the list of trophies and ribbons and their value. Some generous members have already donated and this is indicated.

You will see at the bottom of the page the information regarding the donation. We look forward to your support and thank you in advance.

 The Country Griffon Bruxellois Club of NSW TROPHY DONATIONS FOR THE 2015 SPECIALITY SHOW					
TROPHY	VALUE	DONATED	RIBBON	VALUE	DONATED
Best in Show	\$150.00		Best in Show	\$18.00	
Runner Up Best in Show	\$75.00	Donated	Runner Up Best in Show	\$15.00	Donated
Opposite in Show	\$30.00		Opposite in Show	\$13.00	
Dog Challenge	\$30.00		Dog Challenge	\$13.00	
Reserve Dog Challenge	\$20.00		Reserve Dog Challenge	\$13.00	
Bitch Challenge	\$30.00		Bitch Challenge	\$11.00	
Reserve Bitch Challenge	\$20.00		Reserve Bitch Challenge	\$11.00	
Baby in Show	\$50.00		Baby in Show	\$9.00	
Opposite Baby in Show	\$25.00		Opposite Baby in Show	\$7.00	
Minor in Show	\$50.00		Minor In Show	\$9.00	
Opposite Minor in Show	\$25.00		Opposite Minor in Show	\$7.00	
Puppy in Show	\$50.00		Puppy in Show	\$9.00	
Opposite Puppy in Show	\$25.00		Opposite Puppy in Show	\$7.00	
Junior in Show	\$50.00		Junior in Show	\$9.00	
Opposite Junior in Show	\$25.00		Opposite Junior in Show	\$7.00	
Intermediate in Show	\$50.00		Intermediate in Show	\$9.00	
Opposite Intermediate in Show	\$25.00		Opposite Intermediate in Show	\$7.00	
Aust Bred in Show	\$50.00		Aust Bred in Show	\$9.00	
Opposite Aust Bred in Show	\$25.00		Opposite Aust Bred in Show	\$7.00	
Open in Show	\$50.00		Open in Show	\$9.00	
Opposite Open in Show	\$25.00		Opposite Open in Show	\$7.00	
Veteran in Show	\$50.00		Veteran in Show	\$9.00	
Opposite Veteran in Show	\$25.00		Opposite Veteran in Show	\$7.00	
Neuter in Show	\$50.00		Neuter in Show	\$9.00	
Opposite Neuter in Show	\$25.00		Opposite Neuter in Show	\$7.00	
Parade of Golden Oldies	\$10.00		Parade of Golden Oldies	\$5.00	
SPECIAL CLASSES					
Best Smooth Head	\$20.00		Best Smooth Head	\$5.00	
Best Rough Head	\$20.00		Best Rough Head	\$5.00	
Best smooth coat	\$20.00	Donated	Best Smooth Coat	\$5.00	
Best Rough Coat	\$20.00		Best rough coat	\$5.00	
Best Gaited	\$20.00		Best Gaited	\$5.00	
Best Topline and Tail Set	\$20.00		Best Topline and Tail Set	\$5.00	
Best Breeders Team	\$20.00		Best Breeders Team	\$5.00	

Donations can be paid via a direct deposit into the clubs bank account details below:

Direct Debit Details: ANZ Bank
BSB: 012-559
Account number: 3890-43729
Account Name: The Country Griffon Bruxellois Club of NSW

A cheque made payable to "The Country Griffon Bruxellois Club of NSW" can be forwarded to David Finch 15 The Outlook Kirkham NSW 2570. If you are paying by direct deposit please email our Treasurer David Finch with your details and donation amount at rosndae@bigpond.com

Can you please advise our Treasure of the category you wish to donate to



Pillow Pet Fun



Pet Pillows are small animal shaped pillows that can be bought for as little as \$6 at Big W or K Mart in the children's section- not the pet section. They are very popular with the Griffons as these photos show.

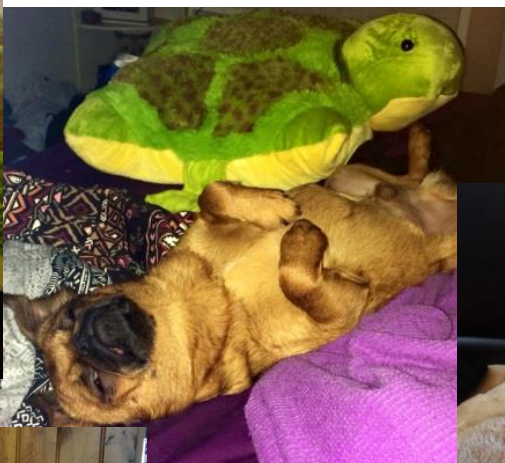
Some of the Griffons with the Pillow pets that Santa brought them this year. There is a blue dragon, a purple horned monster, a pink owl, a santa and a reindeer here

They play with them, lay on or under them, they can be put on the floor, in a bed or on the lounge-


versatile, soft and cuddly

Don't tell everyone or the shops will find out and put the prices up.

Neville can't decide if he should lay on top of his Pillow Pet or wrestle it and lay underneath. What the hell – he can do both!!!!




Hermione likes her Reindeer



Yogi – doing what he does best – sleeping on his owl

Dolly is not happy that the Pug has stolen her Santa pillow pet



Four dogs, one patch of sun and one Ladybird pillow pet- and the poodle gets it!



The Country Griffon Bruxellois Club of NSW Inc.



Membership Application/ Renewal Form

(Please send this membership application to The Secretary J Tremenheere 10 Allendale St
Pelaw Main with a cheque for membership)

OR you may do a direct bank transfer to

The Country Griffon Bruxellois Club of NSW. BSB - 012-559 (ANZ) Acc.No- 3890-43729

As reference please put your last name and the word "membership"

I wish to join / renew membership of The Country Griffon Bruxellois Club of NSW Inc

DATE of APPLICATION _____

Name/s:	
Address:	
Phone	Mobile:
I am a member of Dogs NSW - Yes / No (circle one)	Dogs NSW Number (if applicable):
I am a - Breeder / Exhibitor / Obedience, Rally, DWD or Agility Competitor / Pet Owner of a Griffon Bruxellois . (Circle the one/s which apply to you)	
Name of breeder who bred your Griffons:	
Breeder Prefix:	Number of Griffons Owned
Names of Griffons:	
I wish to join this association because: <i>(only new members)</i>	
Membership Fee: \$5.00 per person . I enclose my / our fee offor annual membership <i>(Several names may be on the form but adjust the fee accordingly)</i>	
I agree to abide by the Rules, Regulations Codes of Ethics and Conduct of this club	
Signed:	



Breeders Directory

 <p>Rosndae Griffons (NSW) <i>Quality Red Rough & Smooth</i></p> <p>Roslyn & David Finch Ph02 4655 669 E: rosndae@bigpond.com <i>Accredited Breeder The CGBC of NSW</i></p>	 <p>Kehael Griffons (NSW) <i>Red & Black & Tan</i></p> <p>Kerri & Michael Taylor Ph: 02 42961586 E: kehael@optusnet.com <i>Accredited Breeder The CGBC of NSW</i></p>	 <p>Raweke Griffons (QLD) <i>Red rough & smooths for over 45 years</i></p> <p>Jocelyn & Eddie Croad and Shane Thomas Ph: 07 54656118 Or 0438861189 E: raweke@bigpond.com <i>Accredited Breeder The CGBC of NSW</i></p>
 <p>Griffons of Tzani (QLD) <i>Diana Norman & Tim Mills</i></p> <p>Ph: 07 34253442 E: diana@tzani.com.au</p>	<p>Dilkare Griffons (NSW) <i>Donna & Jason Murphy</i></p> <p>Ph: 02 96234465 E: jdmurphy73@optusnet.com.au <i>Accredited Breeder The CGBC of NSW</i></p>	 <p>Balliol Griffons (NSW) <i>Michelle Parker Brien</i></p> <p>Ph: 02 49436275 mbrienparker@yahoo.com <i>Accredited Breeder The CGBC of NSW</i></p>
<p>Millbank Griffons (VIC) <i>Heather & Shelley Delaland</i></p> <p>Ph : (03) 54289306 Email : pandhdelaland@bigpond.com.au</p>	<p>Brewington Griffons (NSW) <i>Susan Brewin</i></p> <p>Ph: 02 66518497</p>	 <p>Nevaending Griffons (NSW) <i>J Tremenheere</i></p> <p>P:49373137 tremenbear@yahoo.com.au</p>
 <p>Nagpuni Griffons (NSW) <i>Terri O'Dell</i></p> <p>Ph: 02 98941440 E: terri@petsonthepark.com.au <i>Accredited Breeder The CGBC of NSW</i></p>	<p>Azande Griffons (Vic) <i>Beth Canavan</i></p> <p>Ph: 03 56641275 E: azande@iprimus.com.au</p>	 <p>Shigriff Griffons (NSW) <i>Caroline Elder</i></p> <p>Mob: 0438898597 E: celder@une.edu.au</p>
 <p>Paris Griffons (NZ) <i>Sandie & Fern Feaver</i></p> <p>Ph: 006478246674 E: sandfeaver@hotmail.com</p>	 <p>Tiroroa Griffons (NZ) <i>Jocelyn Walker</i></p> <p>E: jossw@xtra.co.nz</p>	<p>Briary Griffons (WA) <i>Hilary Swain</i></p> <p>Ph: 0893984476 Email: briary@tpg.com.au</p>
 <p>LaFolie Griffons (NSW) <i>Claire Parker</i></p> <p>Ph: 02 49436275 E: lafoliepbqv@yahoo.com.au <i>Accredited Breeder The CGBC of NSW</i></p>	 <p>Beaufox Griffons (NSW) <i>Jane Wistuba</i></p> <p>Ph: 0409815919 E: beaufox@bigpond.com</p>	 <p>Nevafollo Griffons <i>Ashleigh Barber</i></p> <p>Ph-0411555157 E: nevafollo@hotmail.com</p>
<p>Club Directory</p> <p>The Griffon Club of Queensland President: Shane Thomas Secretary: Jocelyn Croad Ph: 0734253442 Treasurer: Liz Hollingshead</p>	<p>The Griffon Bruxellois Club of Victoria President: Ian Mitchell Secretary: Kathy Grass Treasurer: Robyn Simpson</p>	<p>Club Website http://oz.dogs.net.au/griffons/default.asp</p> <p>Club Face Book Group Griffon News</p>