

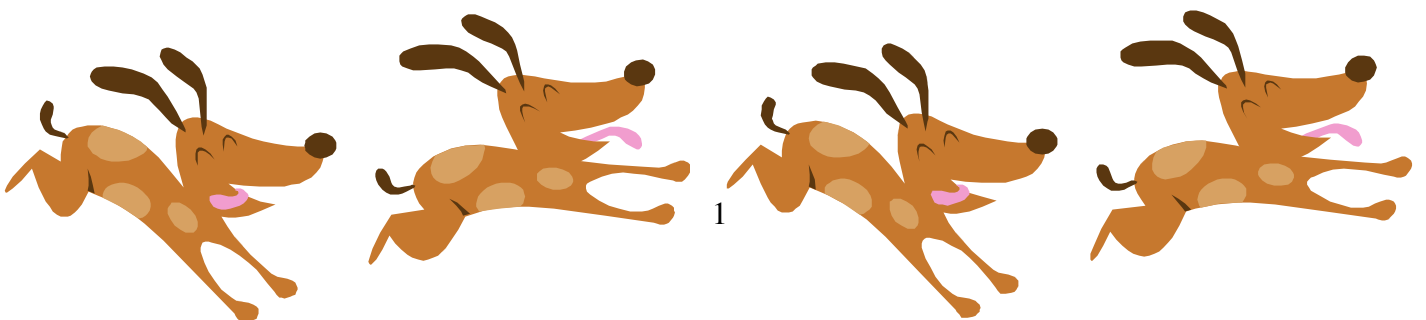


## Taking The Lead



# The Recall

# October 2012



## Committee & Office Bearers

Responsibility	Who	Contact Information
<b>President:</b>	Sandra Price	54 322354 Sandra_saints_no1@hotmail.com
<b>Vice President:</b>	Kerry Needs	
<b>Secretary / Public Officer:</b>	Heather Turpie	54 478214 / 0409 429 972 gturpie@bigpond.net.au
<b>Treasurer:</b>	Lyndsey Brown	
<b>Committee:</b>	Wendy Maddern, Raelene Boykett, Louise O'Bryen, Juliana Cafarella, Sarah Crocker, Chris Jackson, Danielle Osborne, Greg Hicks, Merrin Hicks, Denise Chrystal	
<b>Agility &amp; Trial Secretary:</b>	Sarah Crocker	54 441297 sazinafrica@yahoo.com
<b>Obedience Trial Secretary:</b>	Sandra Price	54 322354
<b>Tracking Trial Committee:</b>	Pat Lumsden Denise Chrystal Heather Turpie	
<b>Track &amp; Search Trial Secretary:</b>	Denise Chrystal	
<b>Librarian:</b>	Bethany Price	
<b>Awards / Historian:</b>	Denise Chrystal	
<b>Trophy Manager:</b>	Denise Chrystal	
<b>Newsletter Editor:</b>	Danielle Osborne	osborne.danielle.a@edumail.vic.gov.au
<b>Club Mascot:</b>	Mutley	

### YOU CAN TRUST YOUR LOCAL VET



**local  
VET  
CLINICS**

<p><b>EAGLEHAWK ROAD VET CLINIC</b>            Dr A R Campey BVSc            167 Eaglehawk Road Bendigo            Phone: 5443 9385 (All hours)</p>	<p><b>KANGAROO FLAT VET CLINIC</b>            Dr AM Mellor BVSc            102 High Street Kangaroo Flat            Phone: 5447 0172 (All hours)</p>
<p><b>WHITE HILLS ANIMAL HOSPITAL</b>            Dr Murray Cordell            &amp; Dr Alison Freeman            362 Napier Street White Hills            Phone: 5443 0044 (All Hours)</p>	<p><b>BENDIGO ANIMAL HOSPITAL</b>            Dr JE Brown BVSc            &amp; Associates            294 Napier Street Bendigo            Phone: 5443 3322 (All Hours)</p>
<p><b>WILLIAMSON ST VET CLINIC</b>            Dr Nick Walsh MRCVs, MVB            146 Williamson Street Bendigo            Phone: 5441 6788 (All Hours)</p>	<p><b>McIVOR ROAD VET CLINIC</b>            Dr Sue Collins BVSc (Hons)            29a Michael St Bendigo            Phone: 5443 7749 (All Hours)</p>

# Contents:

Articles	Page Number
Committee & Office Bearers	2
Club Information – Secretary's Report	4
Graduations – September 2012	5
Sponsors – Obedience & Agility	6
Dog Walking Service	7
Photos around the club – TSD trial / Flyball	8
BM Pet Snax Order Form	9
Information about Poisoning	10 / 11
The Doggie Diner – 4 <sup>th</sup> Edition – Pumpkin Biscuits	12
Trick of the month – Bang!!!!	13 / 14
Membership / Class Times / Dates to remember	15



## Profiles of the month wanted:

If you would like to have your and your four legged friend/s story to appear in future newsletters please email Dani your story at the below email address:

[osborne.danielle.a@edumail.vic.gov.au](mailto:osborne.danielle.a@edumail.vic.gov.au)

# CLUB INFORMATION

## SECRETARY'S REPORT

Hello everyone.

Welcome back for Term 4 and welcome to our new members – where has the year gone? We have had a very busy and successful year and now hopefully we can look forward to a relatively quiet last term. Can't believe that the footy season is over and now we are heading for the Melbourne Cup / Cricket and Christmas – frightening. Congratulations to those Swan fans who will be celebrating long and hard and commiserations to the Hawks followers. It was a fantastic Grand Final and either team deserved to win. Being a "Sad Saint" it was a great Grand Final to watch without the stress.

Another Basic Agility course has started thanks to Sarah and Meredith and our Flyball enthusiasts are going from strength to strength with Kerry at the helm.

We are nearly back into daylight saving and from plenty of comments **SNAKES** are on the move after their winter hibernation – keep a watchful eye out for them (this includes the oval during training) and make sure your back yards don't hold any nice bits lying around for them to shelter under. Remember that although it is only Spring we will have some hot days and dogs suffer heat stress just like we do and they also can get sun burnt. Keep fair skinned dogs out of the sun during the heat of the day as their fair pigment leaves them susceptible to sunburn and dogs with dark coats overheat very quickly as the dark colour absorbs the heat.

On a happier note just keep on enjoying your dogs and make the most of the last couple of months of training.

Cheers till next month – Heather & the Kelpie/Corgi Clan – just sharing a picture of a "happy grotty Corgi"



---

**Find us now online and on facebook:**

Online: <http://oz.dogs.net.au/bendigoobedienceclub>



Bendigo Obedience Dog Club





# Graduations



## GRADUATIONS: June 2012

### PUPPY CLASS TO CLASS 1

#### Puppy Class to Beginners:

Sue Claridge & Lulu  
Lewis & Maggie

Laura Daly & Jack

Morgan Maud & Beau

#### Beginners to Class 1:

Sue Gray & Spencer  
Nuhtaya Johnson & Jada  
Simon Dean & Shadow

Michelle Lewis & Dudley  
Rebecca Coles & Ziggy

Matt Wilson & Rusy  
Denise Chrystal & Winnie

#### Class 1 to Class 2:

Helen Brown & Elsie  
Pam Davies & Rex

Amy Cope & Lochie  
Sarah Crocker & Kelie

Owen Davies & Ted  
Jenny Jones & Tully

#### Class 2 to Class 3:

#### Class 3 to Class 4:

Trish Harvey & Milly  
Jenny Jones & Kobi

Sharyn Scoble & Molly

Annabelle Weiss & Gypsy

#### Class 4 to Class 5:


Danielle Osborne & Miley

#### Encouragement Awards:

Congratulations to Owen Davies & Ted



## Support our Sponsors

**Rob Bogumil**  
CEO

**STOCKFEEDS &  
ANIMAL HEALTH PRODUCTS**

4-10 Stanley Street Bendigo Victoria 3550  
Box 2002 Bendigo Mail Centre Victoria 3554  
Telephone (03) 5443 6072 Facsimile (03) 5443 8014  
E-mail [cepa@netcon.net.au](mailto:cepa@netcon.net.au) Website <http://www.cepa.com.au>



**Bendigo Pottery**  
Tourist Complex  
Midland Highway Epsom  
Open seven days per week  
9:00am to 5:00 pm  
Phone: 5448 4404

**Bendigo Pottery Features :**

- Quality ceramic Cookware and Tableware
- Interpretive Museum detailing Bendigo Pottery's history
- Heritage listed kilns, buildings & original Moliagul Store
- Demonstrations of hand throwing & decorating by potters
- Clay Play area for kids
- Wheel Throwing Lessons – ½ hour, anytime or phone to book

**The Bendigo Pottery complex's extensive amenities include :**

- Coffee shop for light lunches and snacks.
- Extensive gardens - splendid roses and picnic facilities
- Public toilets including disabled baby-changing facilities.
- Ample parking for cars, caravans and buses




**Where are we?**





A trusted name in Pest Control  
Environmentally conscious

Proudly locally owned & operated

A trusted name in pest control      Environmentally conscious  
Specialist in commercial and domestic pest control  
Obligation free quotes

**5448 3407**  
1 Ironstone Road Epsom  
PO Box 286 Epsom 3551

Thanks to our agility sponsors:




**Sanctuary Hill**  
Liquid Gold

**Simon Moten**  
Phone/Fax/Message 04313 89201  
Web 54743127  
Email [sales@sanctuaryhill.com.au](mailto:sales@sanctuaryhill.com.au)  
[www.sanctuaryhill.com.au](http://www.sanctuaryhill.com.au)






BENDIGO

# DOG WALKING

SERVICE



Q: Unable to exercise your pet  
as often as you'd like?

A: Let us do it for you!

PICK UP  
& DROP OFF  
SERVICE!

Call Merran & Greg  
for local, friendly service.  
Your dog will thank you!

*\*Fully Insured!*

M 0419 872 054  
P 5441 1082



# TSD Trial

Competitors, judges, tracklayers, stewards, helpers for the three day TSD trial in Bendigo. Judges, pictured holding the sash - Tiki Fraizer (NSW) and Kim Houlden (Vic)



## Flyball Training: with the Ballarat Flyball team



# BM Pet Snax

**BM Pet Snax order form: Place your orders and payment into the office by the end of each month, and your orders will be placed by the club.**



Club Name:				
Customer Name:				
Address:				
Phone			Date	
<b>PRODUCT</b>	<b>SIZE</b>	<b>PRIZE</b>	<b>Number</b>	<b>Total \$</b>
<b>BM Pet Snax Brand</b>				
Ocean Treats	30g	\$6.50		
Ocean Treats	60g	\$12.00		
Chicken Breast	50g	\$7.50		
Chicken Breast	100g	\$14.00		
Turkey Breast	50g	\$7.50		
Rabbit	50g	\$7.50		
Rabbit	100g	\$14.00		
Chicken Liver	75g	\$6.50		
Chicken Liver	150g	\$12.00		
Lamb Liver	75g	\$6.50		
Lamb Liver	150g	\$12.00		
Beef Liver	100g	\$6.50		
Beef Liver	200g	\$12.00		
Lamb Lung	50g	\$6.50		
Lamb Lung	100g	\$12.00		
Turkey TREATZ	50g	\$7.50		
Turkey TREATZ	100g	\$14.00		
Duck TREATZ	50g	\$7.50		
Duck TREATZ	100g	\$14.00		
Rabbit TREATZ	50g	\$7.50		
Rabbit TREATZ	100g	\$14.00		
Chicken TREATZ	50g	\$7.50		
Chicken TREATZ	100g	\$14.00		
<b>Biscuit Filled Cow Hooves</b>	each	\$5.00		
Vegetable				
Fish				
Chicken				
Chicken & Veg				
Lamb & Mint				
Liver & Cheese				
Peanut Butter & Banana				
<b>Additional Products we choose to distribute</b>				
Kangaroo Liver	100g	\$8.00		
Kangaroo Heart	100g	\$8.00		
Kangaroo Tendons	100g	\$8.00		
Cows Ears - Pack of 5	5 pack	\$10.00		
Beef Sticks - short	100g	\$8.00		
Beef Sticks - medium	100g	\$8.00		
NZ Green Lipped Mussel	80g	\$10.00		
Shark Cartilage	100g	\$8.00		
			<b>Total Paid</b>	

# Poisoning

By Dr Michael Bell





# THE DOGGY DINER: PUMPKIN BISCUITS

These treats will taste as sweet as candy to your four-legged friend, and the natural health benefits of pumpkin will even help soothe (and trim!) his tummy.



36 servings Prep: 15 mins Bake: 40 mins

## Ingredients

- 2 eggs
- 1/2 cup canned pure pumpkin puree
- 2 tablespoons dry milk powder
- 2 1/2 cups white or whole wheat flour



## Directions

1. Preheat the oven to 350 degrees. In a bowl, stir together the eggs, pumpkin puree, milk powder and flour; add 2 tsp. water, or enough so that the dough just comes together.
2. On a lightly floured surface, roll out the dough 1/2 inch thick. Cut into shapes with 1-inch cookie cutters. Gather the scraps, combine, roll and form more biscuits; repeat until all the dough is used.
3. Place the biscuits 1 inch apart on an ungreased baking sheet. Bake for 20 minutes, then turn over and bake until hardened, another 20 minutes. Let cool on the pan for 5 minutes.



# Trick of the month: Bang!!!

## THE TRICK: BANG


This is where you point your fingers like a toy gun at your dog and say 'BANG'. Your dog falls to the ground and plays dead. This trick is a modified fun version of ROLL OVER, but far more impressive because you progress to teach your dog to do it from the SIT position so there is a lot of movement. This is one of Flynn the Wonderdog's favourite positions; he even likes to sleep like this. He also knows that small children like to pat him on his chest while he's in this position.

## WHAT YOU NEED

- A dog who knows how to SIT, DROP and STAY
- Treats

## HOW TO: WONDERDOG STEPS

1. Begin with your dog in the DROP position and reward him with a treat.
2. Hold a treat in front of your dog's nose. Slowly move your hand towards his shoulder with his nose following and reward him with the treat. Repeat and eventually your dog will find it easy to lie on his side. Reward him for being on his side.
3. Now hold a treat in front of your dog's nose, and slowly move your hand towards his shoulder, then continue to move your hand over his back until he is lying on his back with his legs in the air. You may need to help support him in this position to start with. Say 'BANG' and then reward him with the treat.
4. Keep practising until your dog naturally rolls onto his back from the DROP position when he hears you say 'BANG'.
5. Start including a hand signal of fingers pointing like a gun.
6. Once perfected from the DROP position, commence from the SIT position. Go slowly as he needs to SIT then DROP then ROLL OVER.



7. The final step is asking him to hold the position when he is on his back with his legs in the air. This is just a matter of asking him to STAY when in this position. Be sure to reassure him with verbal praise.

8. Always release your dog from being 'dead' with an 'OK'.

9. Once your dog has mastered the trick, you can progress to teaching him to respond from a standing position, always using the same hand signal and verbal cue.

**HANDY TIP:** The key here is to take your time and not expect your dog to put it all together at once. Do several sessions just learning to ROLL OVER before you consider progressing. Even the smartest dog can get confused when asked to do several movements at once.



**Reference:** Dr Katrina Warren & Kelly Gill (2012) "Wonderdog Tricks & Training", Harper Collins Publishers

## **MEMBERSHIP FEES**

### **MEMBERS - PER TERM**

Junior – unchanged \$35.00

Senior - \$65

Family - \$90

### **RENEWAL - PER**

Junior – unchanged \$25

Senior - \$50

Family - \$70



Please note these prices are for each term. Please pay your membership fee at the beginning of each term and your name tag will be updated.



### **CLASS TIMES – Obedience / Agility**

#### **WEDNESDAY**

**6:00 PM**

PUPPIES  
BEGINNERS  
Class 1

#### **SUNDAY**

**9.30 AM**

CLASS 2  
CLASS 3  
CLASS 4  
CLASS 5

**10.30 AM**

Intro to Agility

#### **WEDNESDAY**

**6.45PM**

Beginners Agility

Classes run over the school term

### **PLEASE NOTE:**

**Class 1 is now starting on Wednesday nights from 6.00pm due to the increase in numbers and availability of trainers**

### **Dates and Times to Remember:**

Sunday 7th October	Class 1, 2, 3 & 4 Obedience – Term 4 Begins
Wednesday 10th October	Puppy and beginners – Term 4 begins
Wednesday 17th October	Beginners agility – Term 4 begins
Sunday 2 <sup>nd</sup> of December	All classes Christmas Breakup

